

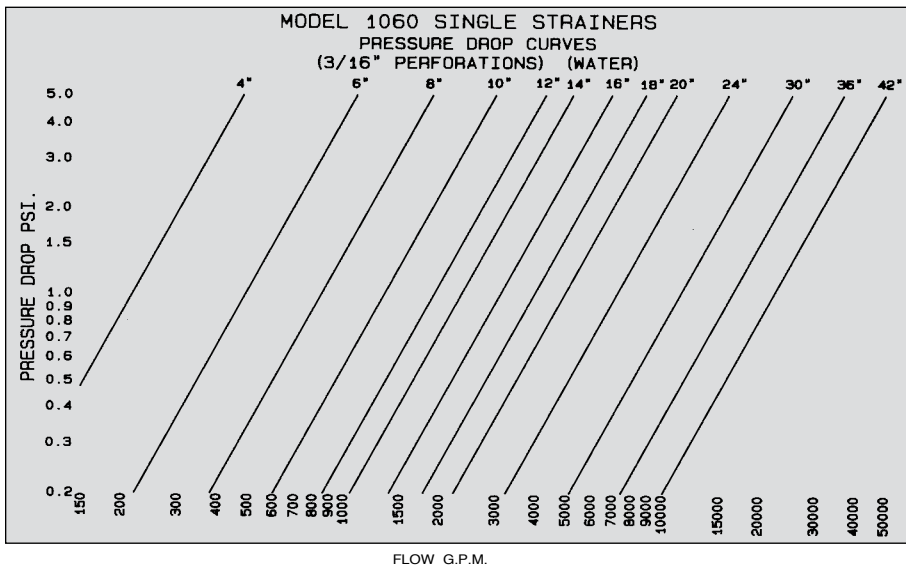
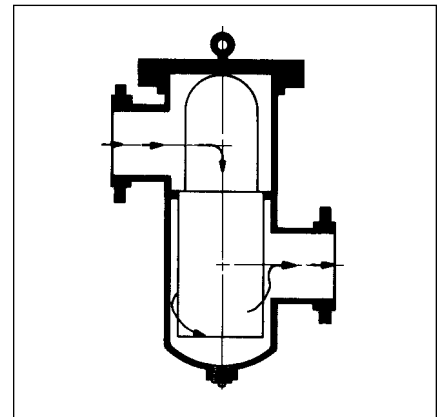
Tate Andale Model 1060 Offset Single Basket Strainer

When A Custom Design Simplex Strainer Is Needed, The Tate Andale Model 1060 Is The Answer.



Description

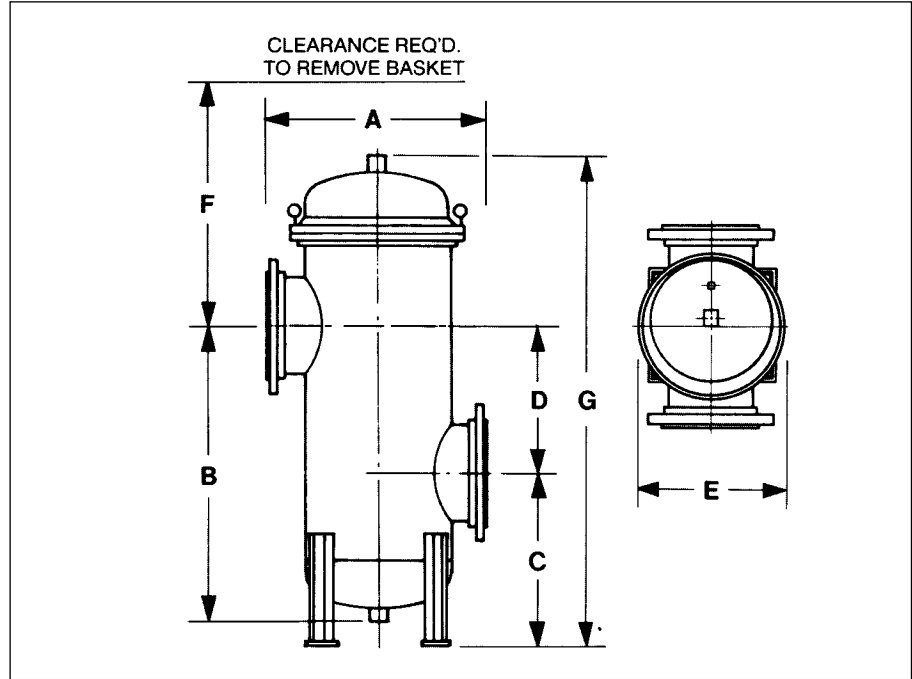
The **Tate Andale Model 1060** is a truly customizable strainer. Supplied in sizes 4" through 42" with fabricated bodies, it can be designed to meet virtually any operating condition, providing unsurpassed flexibility. The **Model 1060** can be constructed of materials ranging from carbon steel or stainless steel to exotic alloys or with fusion bonded epoxy coatings, allowing it to handle almost any fluid in a price range to meet the customer's budget. The **Model 1060's** versatility is further enhanced by its customizable inlet and/or outlet configurations, body size and/or nozzle combinations, and unlimited nozzle connections. Simply put, it's the most truly customizable fabricated simplex strainer available.



Tate Andale Model 1060 Offset Single Basket Strainer

Standard Features

- The **Tate Andale Model 1060** large basket means longer periods of time between cleaning and lower maintenance costs to the customer.
- The **Model 1060** strainer is manufactured in accordance with ASME Code, Section VIII, Division I for Unfired Pressure Vessels.
- Close fitting bale type basket eliminates bypassing of debris and is suitable for lining with mesh sizes down to 200 mesh.
- Design pressures available: 150, 300, 600, 900 and 1500 PSI.
- Materials available: Carbon steel, 304 SS, 316 SS, "L" grade stainless steels and epoxy coated.
- Different nozzle positions available to meet plant requirements.
- Different body size/nozzle combinations to accommodate viscous liquids and pressure drop requirements.
- Higher pressure or larger size.
- Different nozzle connections available: raised face flanges, ring joint flanges, victaulic couplings and others.



- Bolted or quick opening type covers.
- Weld end inlet and outlet nozzles.
- Butt weld connections and others.
- Vent valve on cover.

Standard Materials

BodySteel plate
 Access CoverForged steel
 Basket304 Stainless steel

Model 1060 Dimensions (Approx.) 150 PSIG

SIZE (Inlet Dia.)	4"	6"	8"	10"	12"	14"	16"	18"	20"	24"	30"	36"	42"
A	16	21	27	30	32	39	39	44	44	52	64	70	76
B	14½	20⅝	25½	31¼	36⅝	37⅞	45⅝	55⅝	55⅝	67⅞	83⅝	101⅞	118⅞
C	NO SUPPORTING FEET							35⅝	35⅝	39⅞	47⅞	54⅞	61⅞
D	7	10	13	18	20	20	25	28	28	36	44	55	66
E	11	16	19	23½	25	32	32	35¾	35¾	42¼	55	61½	67½
F	23	31	38	47	54	58	68	90	90	108	137	165	188
G	23	30½	37	45	51½	54	63½	98	98	115½	142	167	192
Total Weight (lbs.)	125	290	435	670	875	1,395	1,490	1,870	1,920	2,970	5,000	8,300	10,800

Model 1061 Dimensions (Approx.) 300 PSIG

SIZE (Inlet Dia.)	4"	6"	8"	10"	12"	14"	16"	18"	20"	24"	30"	36"	42"
A	16	23½	27	30	32	39	39	44	44	52	65	72	78
B	14½	20⅝	25½	31¼	36⅝	37⅞	45⅝	55⅝	55⅝	67⅞	83⅝	101⅞	118⅞
C								35⅝	35⅝	39⅞	47⅞	54⅞	61⅞
D	7	10	13	18	20	20	25	28	28	36	44	55	66
E	12½	17½	20½	25½	28	36	36	37	37	43¾	56¾	63½	69½
F	26	33	42	50	57	61	70	100	100	117	144	169	194
G	25⅝	32⅞	39¾	47¼	53¾	56¾	65½	101	101	120	146	170	195
Total Weight (lbs.)	175	425	600	1,000	1,325	2,160	2,290	2,790	2,900	4,700	9,000	13,000	18,750